



2022-2023



CROWLEY INDEPENDENT SCHOOL DISTRICT

H.F. Stevens Middle School Quality Report

Comprehensive Accountability System

Metrics that Matter to our Community

DISTRICT-ASSIGNED SCHOOL QUALITY RATING ^{TBD}

2022-2023 ACADEMICS

8TH GRADE ALGEBRA I

Approaches	Meets	Masters
98%	79%	48%

8TH GRADE MATH (Board Goal) ★

Approaches	Meets	Masters
60%	29%	7%

8TH GRADE READING


Approaches	Meets	Masters
66%	33%	11%

TEA Rating: TBD
Baseline Year 2023

Student ENROLLMENT




Pre AP Enrollment

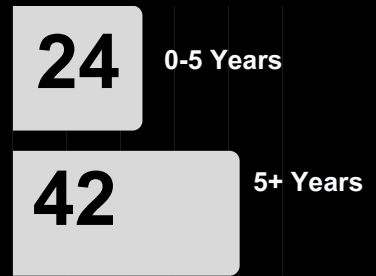


TEACHER Information ⁵

Teacher-to-Student Ratio



Teacher Tenure

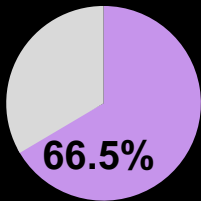


66 TEACHERS ON CAMPUS

Positive Student BEHAVIOR ¹

★ (Board Goal)

% of students with no suspensions



Student DISCIPLINE

Discipline Incidents

Year	ISS	OSS
2021-2022	186	147
2022-2023	379	253

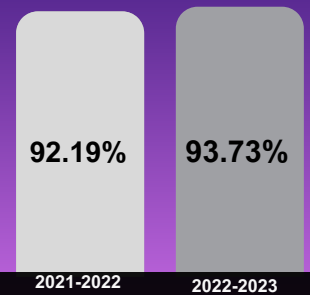
In-school suspension Out-of-school suspension

STUDENT SUPPORTS ⁵

SOCIAL EMOTIONAL LEARNING SUPPORTS

Counselors	✓
SEL Specialists	
Interventionists	✓
AFTER SCHOOL PROGRAMS	
21st Century	✓
Tutorials	✓

Attendance PERCENTAGE ⁵



Parent and Student ENGAGEMENT OPPORTUNITIES

PARENT INVOLVEMENT ²

- PTA

STUDENT CLUBS ⁵

- Fine Arts
- Leadership
- Junior Cadet Corp
- Intramural Sports
- Junior National Honor Society
- Sports
- Cheer
- UIL
- Student Council

Campus COMMUNICATION



SOCIAL MEDIA



TEXTS/CALLS



GRADES



PBIS Rewards



NEWSLETTERS

SCHOOL ENVIRONMENT





2022-2023



CROWLEY INDEPENDENT SCHOOL DISTRICT

H.F. Stevens Middle School Quality Report

Comprehensive Accountability System



Crowley ISD School Board

Our aspiration in Crowley ISD is to ensure that all students have access to a GREAT SCHOOL and are provided excellent educational experiences so that they achieve their full potential. When our students graduate from Crowley ISD, they will leave with more than a diploma. They will leave with choices and opportunities. We designed this School Quality Report (SQR) to highlight metrics that matter and to share with our community the areas of progress, the areas of opportunity, and the comprehensive quality of each school in Crowley ISD. This SQR is our effort to increase transparency by synthesizing the quantitative metrics with qualitative parent voices to provide a complete assessment of school quality.

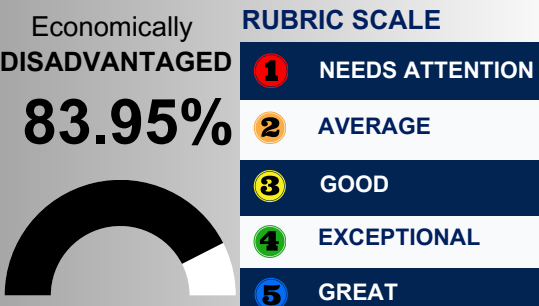
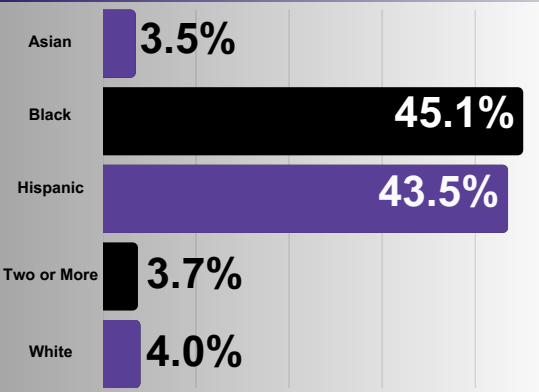
“ H.F. Middle School is one of the best secondary schools in this district. Since I started working here, I have observed how supportive the staff and the teachers are to the students and their parents. Dr. Robbins is an excellent leader who is visible in hallways, greeting the students daily and checking in to see how they are doing socially and emotionally. I am so grateful that I decided to work for H. F. Stevens Middle School. I am evermore thankful that my daughter attends H. F. Stevens. #CrowleyPrideUnified ... We Soar High!
Bridgette, H.F. Stevens Parent

“ I love that I get to see him throughout the school day during passing periods, lunch, rallies, etc.; that he gets to see what I do and he learns from it (there is a quote that I love: “Choose a job you love and you will never have to work a day in your life” and this is so true). I got to know his teachers well and know that they provide a good quality of education and that his teachers care. I am confident about what my child is learning, and the most important thing is that I understand the curriculum and can support him at home. I get to know his friends and how he acts outside of the home, and the drop-off and pick-up are a plus; this is an incentive for me. I never knew how much I would enjoy teaching and having my son with me. I wish I would have it done with my oldest.
Mayra, H.F. Stevens Parent



Visit <http://crowleyisdtx.org> for more details regarding our rubric.

CAMPUS DEMOGRAPHICS





GRADED ON 2022-2023 DATA

CROWLEY INDEPENDENT SCHOOL DISTRICT

Crowley ISD Quality Report

Comprehensive Accountability System Rubric

Metrics that Matter to our Community

RUBRIC SCALE

- 1** NEEDS ATTENTION
- 2** AVERAGE
- 3** GOOD
- 4** EXCEPTIONAL
- 5** GREAT

DISTRICT ASSIGNED SCHOOL QUALITY RATING

- 1** F
- 2** D
- 3** C
- 4** B
- 5** A

FINANCE FUND BALANCE

- 1** Less than 9%
- 2** 10-14%
- 3** 14-17%
- 4** 18-19%
- 5** 20%

TEACHER INFORMATION

Total # of 5 plus year teachers divided by the total # of teachers to get the percentage

- 1** 10-19%
- 2** 20-38%
- 3** 39-48%
- 4** 59-49%
- 5** 60% or greater

GRADUATION RATE

- 1** 89% or less
- 2** 89-90%
- 3** 90-92%
- 4** 93-94%
- 5** 95% or greater

College, Career and Military Readiness (CCMR)

- 1** 60-70%
- 2** 71-80%
- 3** 81-90%
- 4** 91-94%
- 5** 95% or greater

POSITIVE STUDENT BEHAVIOR

ELEMENTARY

- 1** 85 or less
- 2** 86-89
- 3** 90-91
- 4** 92-94
- 5** 95 or greater

SECONDARY

- 1** 69%
- 2** 70-73%
- 3** 74-84%
- 4** 85-91%
- 5** 92% or greater

STUDENT SUPPORTS

ELEMENTARY

- 1** 1 out of 6
- 2** 2 out of 6
- 3** 3 out of 6
- 4** 4 out of 6
- 5** 5 out of 6

SECONDARY

- 1** 2 or less
- 3** 3 out of 6
- 5** 4 out of 5

ATTENDANCE PERCENTAGE

ELEMENTARY

- 1** 85% or less
- 2** 86-89%
- 3** 90-92%
- 4** 93-94%
- 5** 95% or greater

SECONDARY

- 1** 69%
- 2** 70-73%
- 3** 74-84%
- 4** 85-91%
- 5** 92% or greater

PARENT AND STUDENT ENGAGEMENT OPPORTUNITIES

Parent Involvement

- 1** 0 **5** 2 or more
- 2** 1

Student Clubs

- 1** 0 **5** 5 or more
- 2** 1 **3** 3-4

REFER TO SECONDARY RATINGS FOR DISTRICT

Visit <http://crowleyisdtx.org> for more details

SCHOOL ENVIRONMENT

