



# 2022-2023



CROWLEY INDEPENDENT SCHOOL DISTRICT

# Sycamore Elementary Quality Report

## Comprehensive Accountability System

Metrics that Matter to our Community

DISTRICT-ASSIGNED SCHOOL QUALITY RATING **TBD**

### 2022-2023 ACADEMICS

#### 3RD GRADE MATH

Approaches	Meets	Masters
61%	42%	20%

#### 5TH GRADE READING (Board Goal) ★

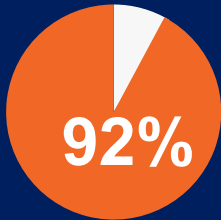
Approaches	Meets	Masters
70%	32%	9%

TEA Rating: TBD  
Baseline Year 2023

### Positive Student BEHAVIOR **4**

★ (Board Goal)

% of students with no suspensions



### Student DISCIPLINE

Discipline Incidents

2021-2022



2022-2023



● In-school suspension ● Out-of-school suspension

SCHOOL ENVIRONMENT

### Student ENROLLMENT



### TEACHER Information **5**


#### Teacher-to-Student Ratio



# 1:22

Teacher Student

#### Teacher Tenure



40 TEACHERS ON CAMPUS

### STUDENT SUPPORTS **5**

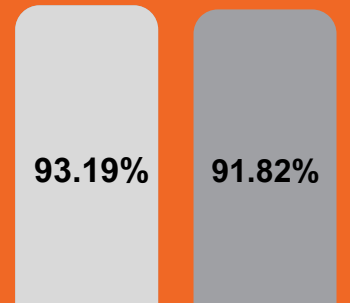
#### SOCIAL EMOTIONAL LEARNING SUPPORTS

Counselors	✓
SEL Specialists	✓
Interventionists	✓

#### AFTER SCHOOL PROGRAMS

Clayton Youth Enrichment	
Sports and Tutoring	✓
Tutorials	✓

### Attendance PERCENTAGE **3**



### Parent and Student ENGAGEMENT OPPORTUNITIES

#### PARENT INVOLVEMENT **5**

- PTO
- Community Readers
- Eat Well, Live Well
- English Classes (ESL)

#### STUDENT CLUBS **3**

- STEM
- Step Team
- Boys Club
- Girls Code



### Campus COMMUNICATION



SOCIAL MEDIA



TEXTS/CALLS



GRADES



ClassDojo



NEWSLETTERS



2022-2023



CROWLEY INDEPENDENT SCHOOL DISTRICT

# Sycamore Elementary Quality Report

## Comprehensive Accountability System



### Crowley ISD School Board

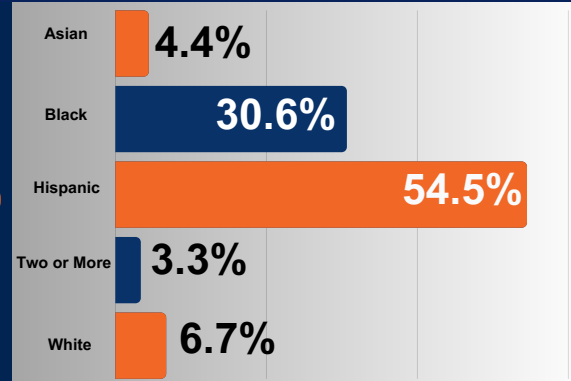
Our aspiration in Crowley ISD is to ensure that all students have access to a GREAT SCHOOL and are provided excellent educational experiences so that they achieve their full potential. When our students graduate from Crowley ISD, they will leave with more than a diploma. They will leave with choices and opportunities. We designed this School Quality Report (SQR) to highlight metrics that matter and to share with our community the areas of progress, the areas of opportunity, and the comprehensive quality of each school in Crowley ISD. This SQR is our effort to increase transparency by synthesizing the quantitative metrics with qualitative parent voices to provide a complete assessment of school quality.

“ Sycamore is more than just an elementary school — it is a second family that I am so grateful for! The way they love, support and nurture my boys and myself is amazing. My dad had a stroke, and it was incredible how the staff took time out to pray with me and check on me throughout his procedure. The assistant principal and principal at Sycamore are astounding, and I absolutely love my Sycamore family!  
**Ashan, Sycamore Parent** ”

“ Seeing all the smiles and greetings from the staff brings us joy. I know my son enjoys going to school each day, and that puts me at ease. It warms my heart after hearing each day was a good day.  
**Dominique, Sycamore Parent** ”

“ Sycamore Elementary is a very positive environment. They are focused on academics and provide a safe place for children to learn. They go above and beyond for my three children.  
**Jazmyne, Sycamore Parent** ”

### CAMPUS DEMOGRAPHICS



Economically DISADVANTAGED  
**88.8%**



Visit <http://crowleyisdtx.org> for more details regarding our rubric.



# GRADED ON 2022-2023 DATA

CROWLEY INDEPENDENT SCHOOL DISTRICT

## Crowley ISD Quality Report

### Comprehensive Accountability System Rubric

Metrics that Matter to our Community

#### RUBRIC SCALE

- 1** NEEDS ATTENTION
- 2** AVERAGE
- 3** GOOD
- 4** EXCEPTIONAL
- 5** GREAT

#### DISTRICT ASSIGNED SCHOOL QUALITY RATING

- 1** F
- 2** D
- 3** C
- 4** B
- 5** A

#### FINANCE FUND BALANCE

- 1** Less than 9%
- 2** 10-14%
- 3** 14-17%
- 4** 18-19%
- 5** 20%

#### TEACHER INFORMATION

Total # of 5 plus year teachers divided by the total # of teachers to get the percentage

- 1** 10-19%
- 2** 20-38%
- 3** 39-48%
- 4** 59-49%
- 5** 60% or greater

#### GRADUATION RATE

- 1** 89% or less
- 2** 89-90%
- 3** 90-92%
- 4** 93-94%
- 5** 95% or greater

#### College, Career and Military Readiness (CCMR)

- 1** 60-70%
- 2** 71-80%
- 3** 81-90%
- 4** 91-94%
- 5** 95% or greater

#### POSITIVE STUDENT BEHAVIOR

##### ELEMENTARY

- 1** 85 or less
- 2** 86-89
- 3** 90-91
- 4** 92-94
- 5** 95 or greater

##### SECONDARY

- 1** 69%
- 2** 70-73%
- 3** 74-84%
- 4** 85-91%
- 5** 92% or greater

#### STUDENT SUPPORTS

##### ELEMENTARY

- 1** 1 out of 6
- 2** 2 out of 6
- 3** 3 out of 6
- 4** 4 out of 6
- 5** 5 out of 6

##### SECONDARY

- 1** 2 or less
- 3** 3 out of 6
- 5** 4 out of 5

#### ATTENDANCE PERCENTAGE

##### ELEMENTARY

- 1** 85% or less
- 2** 86-89%
- 3** 90-92%
- 4** 93-94%
- 5** 95% or greater

##### SECONDARY

- 1** 69%
- 2** 70-73%
- 3** 74-84%
- 4** 85-91%
- 5** 92% or greater

#### PARENT AND STUDENT ENGAGEMENT OPPORTUNITIES

##### Parent Involvement

- 1** 0      **5** 2 or more
- 2** 1

##### Student Clubs

- 1** 0      **5** 5 or more
- 2** 1      **3** 3-4

#### REFER TO SECONDARY RATINGS FOR DISTRICT

Visit <http://crowleyisdtx.org> for more details

SCHOOL ENVIRONMENT

